

Biological treatment of Lyme disease: The Klinghardt Protocol

(based on over 900 successful treatment cases)

The treatment of Lyme disease requires 4 distinctive steps:

1. Decreasing toxic body burden/unloading the system
2. Improving disturbed physiology
3. Decreasing microbial count
4. Immunemodulation

1. Decreasing toxic body burden/unloading the system

Sleep

- Low EMF (turn off all fuses, sleep sanctuary, turquoise light/photon wave to increase melatonin and non-rem Delta sleep)
- Non-toxic/allergenic bedding material (cave: flame retardants/PBDEs)
- Avoid light/noise pollution at night

1. Unloading the system

Toxin elimination

- Remove intestinal biofilm: 1 tsp clay followed by 1 tbsp fiber laxative for 6 weeks, prior to do anything else
- Address genetic glitches (methylation, sulfation, acetylation)
- Mercury and metal detox (ORS, sound cracked chlorella, nanonized chlorella and cilantro, EDTA chelation)
- Solvent and carbon based detox: glycine, laser-or homeopathy aided detox
- Colonics and lymphatic drainage, rhythmic cranial and liver compression
- Dry skin brushing and warm/cold showers
- Swedish sauna and Toxaway ionic foot bath

1. Unloading the system

Detect and resolve **interference fields**:

- Scars
- jaw infections and devitalized teeth
- Chronic localized infections (tonsils, appendix, sinuses, etc)
- dysfunctional autonomic ganglia (superior cervical, sphenopalatine, pelvic ganglia, etc.)

Remove **"allergenic triggers"** from environment

- Food allergies
- Volatile organic compounds from carpets, furniture and paints
- new car smell (phthalates)
- Newspaper and office printing ink
- Work/profession related compounds

1. Unloading the system

Removing psychological toxins

- 20 minute writing exercise to overcome past trauma
- Family constellation work to resolve trans-generational issues
- Applied Psycho-Neurobiology to resolve conflicts and severe trauma
- Regular time spend in healthy nature
- Regular massage
- Qi Gong, Tai Chi or Meditation

Removing structural blockages

- Optimize the dental occlusion to restore cranial lymphatic pump
- Craniosacral therapy to improve fluid dynamics in CNS
- Visceral manipulation to improve organ function

2. Improving disturbed physiology

(vitality, detox, immune responses, tissue repair)

Biochemistry

- Assessment via lab work or ART – correct what is missing and what is too much (hormones, minerals and electrolytes, glutathione, sulfur, etc.)
- Genetic testing: find minimal bypass nutrition to correct for SNPs or gene deletions/mutations
- Diet: gluten and casein free diet, Specific carbohydrate diet, Metabolic typing, blood group diet or ART based diet
- Common deficiencies in Lyme: magnesium: has to be given transdermal or via injection. Oral Mag feeds spirochetes

Copper, zinc and iron are spent by macrophages and appear in oxidized form in hair and serum, giving the wrong appearance of excess

2. Improving disturbed physiology

(vitality, detox, immune responses, tissue repair)

Neurophysiology

- Give the brain healthy rhythms: KMT technology
- Listen to Lyme entrainment CDs
- Spend time in nature
- Avoid disturbing EMF (cordless phones, cell phones, wireless technology, home near airport (radar), computer)

Exercise

- Stretching
- weight lifting
- Movement (dance, Tai Chi, Qi Gong, etc.)
- aerobic exercise – avoid post exercise fatigue and pain



3. Decreasing the pathogen count

Treatment of Lyme with ozonated plant oils (rizols). Rizols have strong and specific anti-microbial properties, no known adverse long term effects, are relatively inexpensive and are pleasant to take. They have been used successfully since 1905

1: treat **parasites, mold and anaerobes**

Rizol Gamma (effective dose: 20 drops tid)

2: treat both RNA (Borna, etc.) and DNA (HHV-6, EBV, etc.)
viruses: Rizol Zeta (20 drops tid)

3: when on full dose of Gamma and Zeta, treat **Babesia**

4: after 2 months on full treatment: stop or reduce Rizol Gamma and treat **Bartonella**: Rizol My (20 drops tid)

5: after 2 months reduce dose of rizols Zeta and My to 10 drops tid and treat **spirochetes**: add Rizol Epsilon and Jota, 10 drops tid each

Always follow rizol with adsorbent (**biosorption**): chlorella (20 tbl), chitosan (1-2 caps), zeolite (1 tsp) or charcoal (2 caps)



3. Decreasing the pathogen count : **the rizols**

Rizol-Gamma

70% Rizol-raw material (ozonated castor oil treated with high voltage electrolysis)

10 % clove oil

10 % oil of artemesia

10 % black walnut oil

Rizol-Zeta

69,3 % Rizol-raw material

10,0 % oil of artemesia annua

10,0 % clove oil

5,0 % black cumin oil

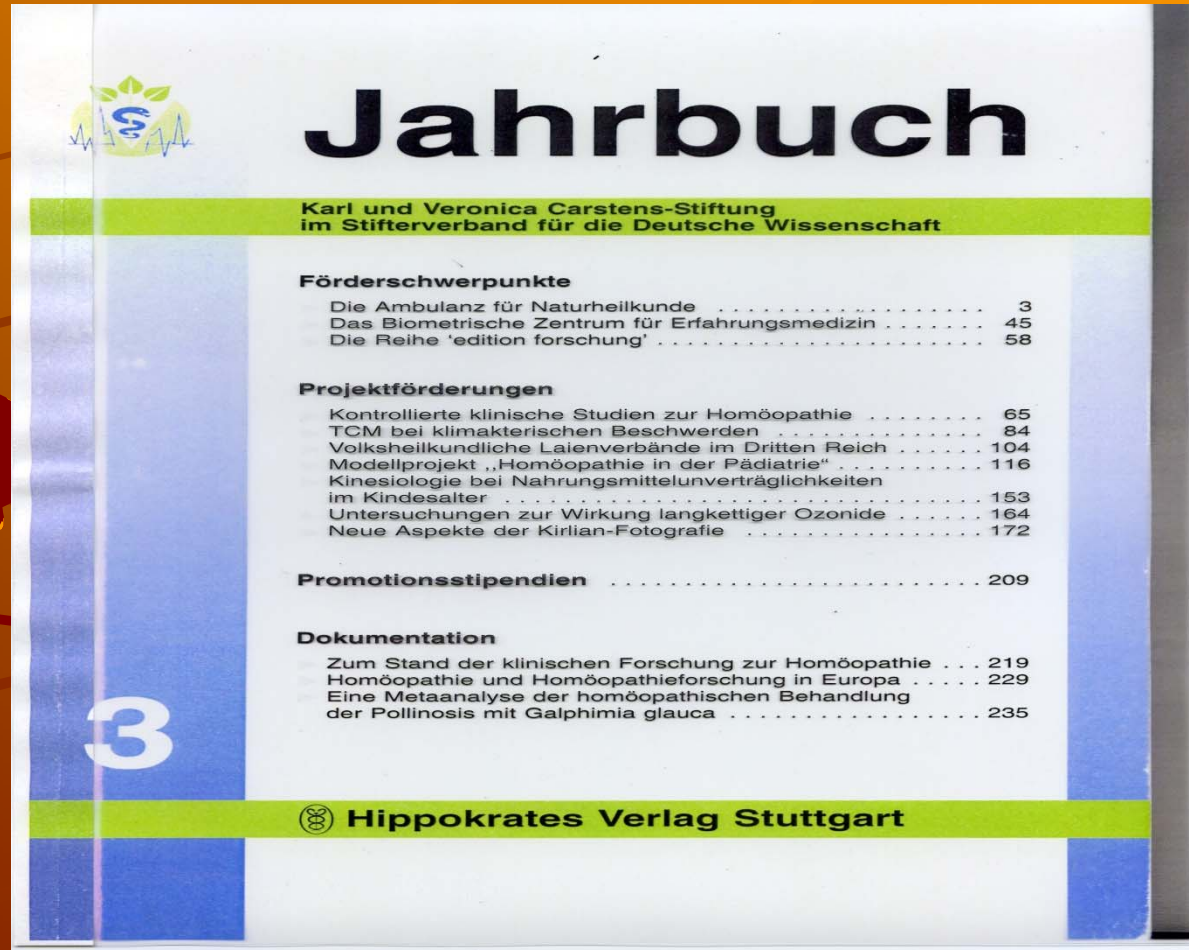
3,0 % moxa oil

1,8 % walnut oil

0,9 % oil of majoram

3. Decreasing the pathogen count

Yearbooks of the Karl und Veronica Carstens-foundation
Adress: Am Deimelsberg 36 45276 Essen, Tel. 0201-563050



3. Decreasing the pathogen count

Carstens Report/Research by Gerhard Steidl PhD: Active oxygen against pathogenic anaerobes -properties and research results

In nature

Humans and animals:

Immunsystem

Respiratory chain

Cytochrome P450

(detox enzymes)

Plants:

Endoperoxide <<<>>>>

Synthetic

Peroxides

H2O2

Ozone

Magnesiumperoxide

Organic Peroxides

Ozonide (rizole)

Endoperoxides and Ozonides

are identical in structure and properties

3. Decreasing the pathogen count : microbial inhibition by rizols

1. Inhibition (culture medium)

Pathogen:	Candida	Aspergillus	Aerobe B.	Anaerobe B.
Rizol-raw	++++	++	++	++++
Ozone water	-----	-----	-----	-----

2. Agar dilution test

Pathogen	Candida	Aspergillus	Aerobes	Anaerobes
Rizol-concentr.				
1,25 %	+	-----	+	+
2,50 %	++	-----	+	++
5,00 %	++++	+	++	+++
10,0 %	++++	++	++	++++

symbols:

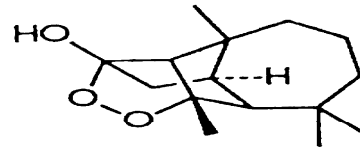
-----	no inhibition
+	minimal inhibition
++	moderate inhibition
+++	good inhibition
++++	very good inhibition



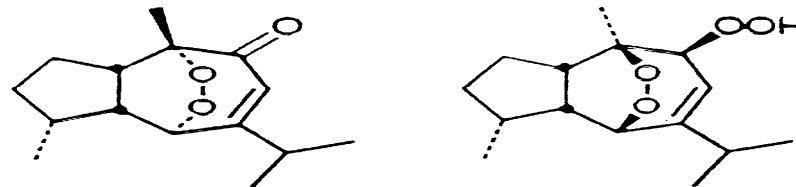
3. Decreasing the pathogen count



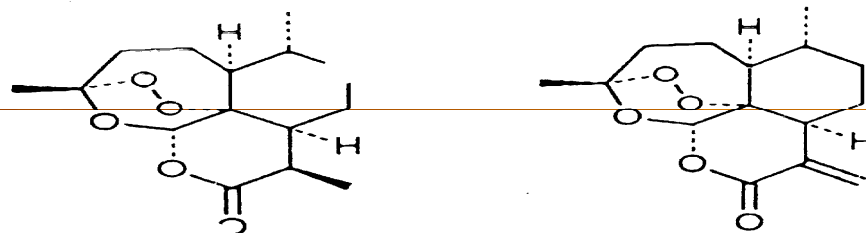
Endoperoxides in plants:



Eudesmanolid-Struktur aus
Artemisia herba-alba



Guaian-Endoperoxide aus
Alpinia japonica und
Alpinia intermedia (Galgant)
Ähnliche Strukturen in *Achillea ligustica* (Schafgarbe)
und *Anthemis nobilis* (Römische Kamille)

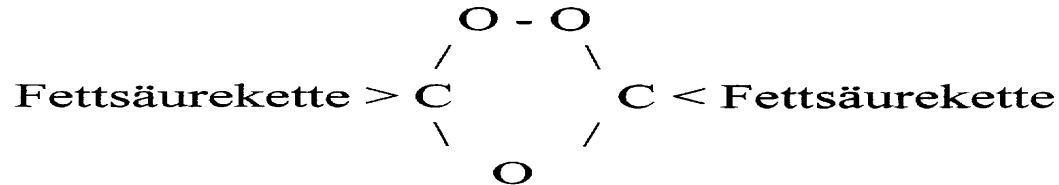


Artemisinin aus
Artemisia annua (Wermut-Art)

3. Decreasing the pathogen count: Trioxolan (rizol ingredient): comparisons with endoperoxides

Die Struktur des Ozonids und dessen Ähnlichkeit mit pflanzlichen Endoperoxiden

Ringstruktur-Prinzip des Wirkstoffs Ozonid in den Rizol-Rezepturen.
Dieser Wirkstoff ist bakterizid und fungizid gegen pathogene Anaerobier

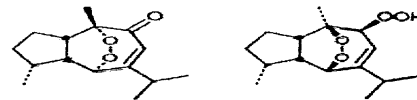


Von einer **Imitation natürlicher Endoperoxide** kann man sprechen, weil es in der Natur eine Vielzahl von über 300 ähnlichen Persauerstoff-Verbindungen gibt, die bereits isoliert und identifiziert wurden. **Am besten untersucht ist das Artemisinin aus der Wermut-Art Artemisia annua L., eine Pflanze der traditionellen chinesischen Medizin, in seiner Wirkung gegen den Malaria-Erreger.**

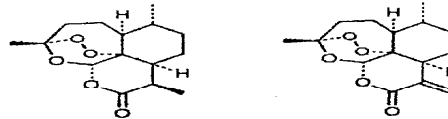
Beispiele für pflanzliche Endoperoxide mit ähnlicher Ringstruktur wie das Ozonid:



Eudesmanolid-Struktur aus
Artemisia herba-alba



Guaian-Endoperoxide aus
Alpinia japonica und
Alpinia intermedia (Galgant)
Ähnliche Strukturen in *Achillea ligustica* (Schafgarbe)
und *Anthemis nobilis* (Römische Kamille)



Artemisinin aus
Artemisia annua (Wermut-Art)

Man beachte die Sauerstoffbrücken im Ozonid (oben) und in den pflanzlichen Endoperoxiden (unten).

3. Decreasing the pathogen count

Institut für Zoologie I der Universität Erlangen-Nürnberg Prof. Dr. Wilfried Haas

Hemmende Wirkung von Ozoniden auf den Bilharziose-Erreger im Laborversuch

Zur Prüfung der Empfindlichkeit von Parasiten gegenüber Ozoniden (Rizol) wurde eine humanpathogene Parasitenart getestet. Es handelt sich um Cercarien (infektiöse Larven) von *Schistosoma mansoni*.

Versuchsdauer 1 h Inkubationszeit, je 10 Durchgänge. Dabei wurden 2 Rizol-Versionen untersucht, einmal Rizol, das nur die Ozonide enthält, zweitens Rizol mit einem Zusatz von Wermut-Öl, Nelkenöl und Walnußöl (Para-Rizol).

Ergebnisse:

Konzentration im Agar			
A) Rizol (mg/ml)	Anteil Cercarien penet.%	Anteil Cercarien tot %	Anzahl Cercarien
10,0	3,2	100	31
1,0	18,9	6,6	90
0,1	0	1,7	117
Kontrollsubstanz Linolensäure 0,01 mM	26,5	8,4	109
Kontrolle	0	0	83

Konzentration im Agar			
B) Para-Rizol (mg/ml)	Anteil Cercarien penet.%	Anteil Cercarien tot %	Anzahl Cercarien
2,00	13,2	99	212
0,20	0	0	99
0,02	0	1	78
Kontrollsubstanz Linolensäure 0,01 mM	26,5	8,4	162
Kontrolle	1	0	113

Die Cercarien werden mit dem Ozonid bereits ab einer Konzentration von 10 mg/ml = 1 % vollständig abgetötet. Ein Zusatz von ätherischen Ölen von Wermut und Nelke verbessert die Wirkung, so daß 99% der Cercarien bereits bei 2 mg/ml = 0,2 % abgetötet werden. Bei Wermut dominiert das Thujon, bei Nelke das Eugenol. Beide sind in der pharmakologischen Literatur als wurmwidrig beschrieben. Bei der Anwendung am Menschen kann eine entsprechende Wirkung im Falle einer Parasitenbelastung erwartet werden.

3. Decreasing the pathogen count

The Steidl/Carstens studies

Biological effects

- The ozonides transfer oxygen and change the environment in which anaerobic pathogenic germs live, making it aerobic
- This prevents anaerobic germs, such as Clostridia, from multiplying
- The oil is surface-active and, with its active substances, moistens the intestinal mucous membrane where nests of fungi and bacteria and parasites might be located
- The rizol constituents have been found intracellularly and in the matrix (indicating anti-microbial activity both intra-and extracellularly)

Cell toxicology studies:

- mitochondria are not damaged,
- OECD test for mutagenicity produced the result: not mutagenic.
- Normal human cells are guided into apoptosis (beneficial and genetically pre-programmed cell death)
- previously damaged and tumour cells are destroyed
- no adverse pharmacological effects were found in numerous cell culture tests

4. Immunemodulation

1. Enderlein remedies: treat immune responses to mold: Pleo Nig, Not, Muc, Fort, Pef, Ut and UT-S, Lat
2. Auto-hemotherapy or auto-urine therapy (2 ml biw)
3. Buhner herbs ("5 in 1" mix from BioPure) 8-10 dropperfull in 1 liter water
4. Adjunctive physics based immune modulation tools(BioTools):
 - KMT frequency-based biofield treatment
 - Health Light super LED treatment of focal areas
 - Valkion: singlet oxygen energy delivery via inhaled air or drinking water
 - Photon Wave or Jae Laser immune modulation

Medical drugs

Occasionally the use of medical antimicrobials is beneficial in addition to this program (ILADS recommendations)

Top of the list:

- anti-virals (Valtrex and Valcyte)
- anti-fungals (itra- and voriconazole)
- anti-parasitics (Alinia and Biltricide)
- antibiotics (with above program, minocycline, and anti-Malarials work again!)

Contact

Dietrich Klinghardt MD, PhD

Office: 425 823 8818

Academy: 425 462 8414

www.klinghardt.org

www.klinghardtacademy.com